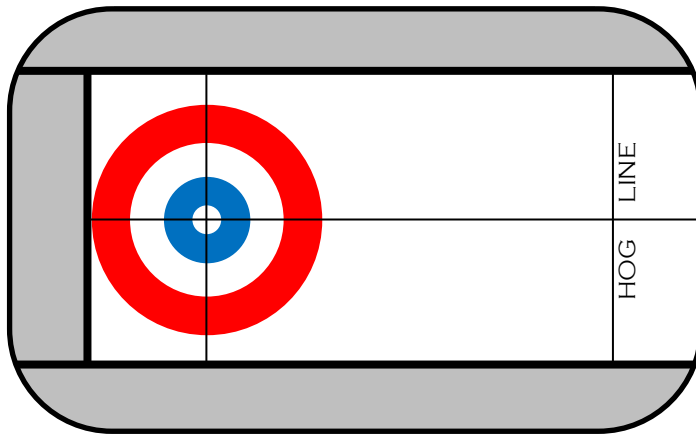


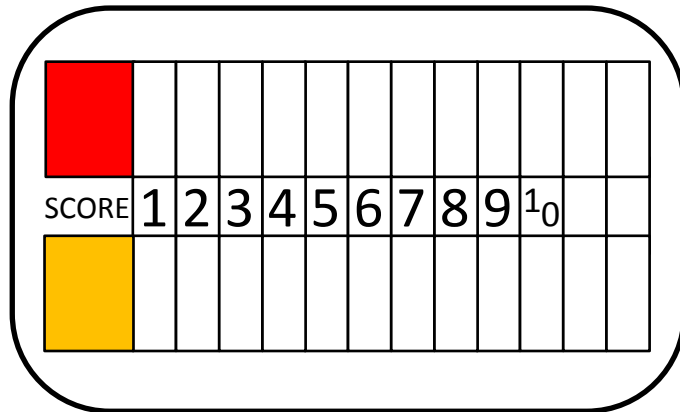
box lid



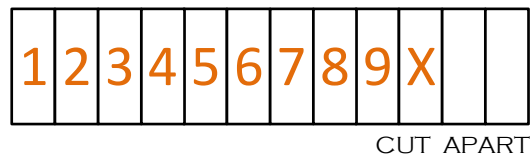
**inside
bottom**



**score
card**



**scoring
plaques**





Components:

1 yellow toothpick

1 red toothpick

8 yellow beads

8 red beads

Sheet graphics for inside bottom of tin

Score card & scoring plaques

Box lid graphic

This rule sheet

Blitz rules:

- Put all 16 stones into the box, close the box, shake, place on the table, and open.
- Gray areas are out-of-bounds. Any stone touching a gray area does not count for scoring.
- Score as in normal curling. Place the scoring plaques on the score card as in normal curling.

Quick play rules:

- Put 7 red and 7 yellow stones into the box, close the box, shake, place on the table, and open.
- Gray areas are out-of-bounds. Remove any stone touching a gray area.
- Play the final 2 stones as in the tournament rules.
- Score as in normal curling. Place the scoring plaques on the score card as in normal curling.

Tournament rules:

- Players alternate throwing stones (player who scored most recently goes first) as in normal curling.
- To play a stone, place your stone behind the hog line. Draw the stone by putting your toothpick into the central hole and flicking it. Your toothpick cannot pass over the hog line (if it does the stone is removed from play).
- Gray areas are out-of-bounds. Any stone touching a gray area is immediately removed from play.
- Score as in normal curling. Place the scoring plaques on the score card as in normal curling.